


18x18x4mm active ceramic antenna



Product Description

This product can be used as various GPS receivers navigation, GPS clock, positioning.

Part No.	Weight	Dimensions (L x W x H)	cable	Connector	Color
M04-0102400R0A		18*18*7.3mm	Φ 1.13*49mm	IPX1	brown

Electrical Characteristics

Antenna		
1	Antenna model	1840A (18mm×18mm×4mm)
2	Frequency Range	1575.42MHz±3MHz
3	V.S.W.R	2.0 MAX
4	Band With@10dB	7 MHz MIN
5	Gain	2dB typ @22mm*22mm groundplane
6	Impedence	50Ω
7	Polarization	RHCP
LNA		
1	Frequency Range	1575.42MHz±2MHz
2	DC Voltage	3.0±0.5V
3	DC current	11±2MA(@3.0V)
4	Gain	28±3dB(without cable @25℃±10℃)
5	Output VSWR	2.0 MAX
6	Noise Figure	1.5 MAX

Material

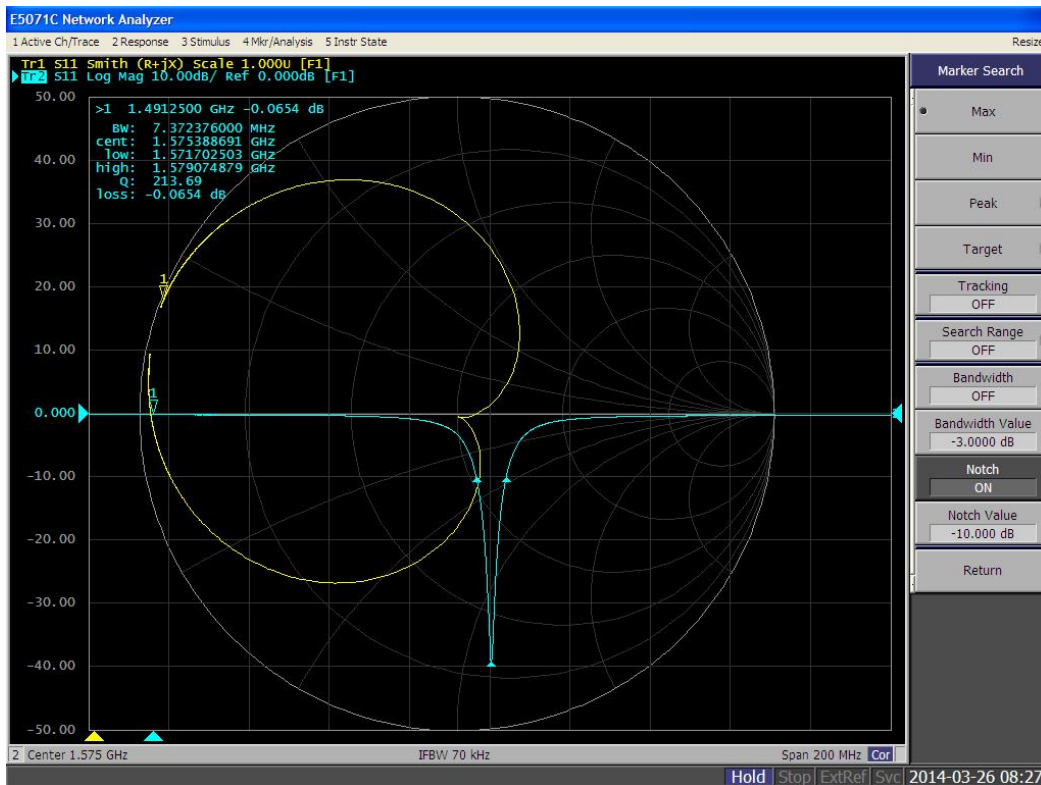
No	Part Name	SPEC
1	Antenna	Dielectric Ceramics
2	PCB	FR4
3	Shielding Case	Tin
		16mm×16mm×2.0mm
4	RF Cable	1.13
		L= 49±2 mm
5	RF Connector	IPEX-1

Environment Condition

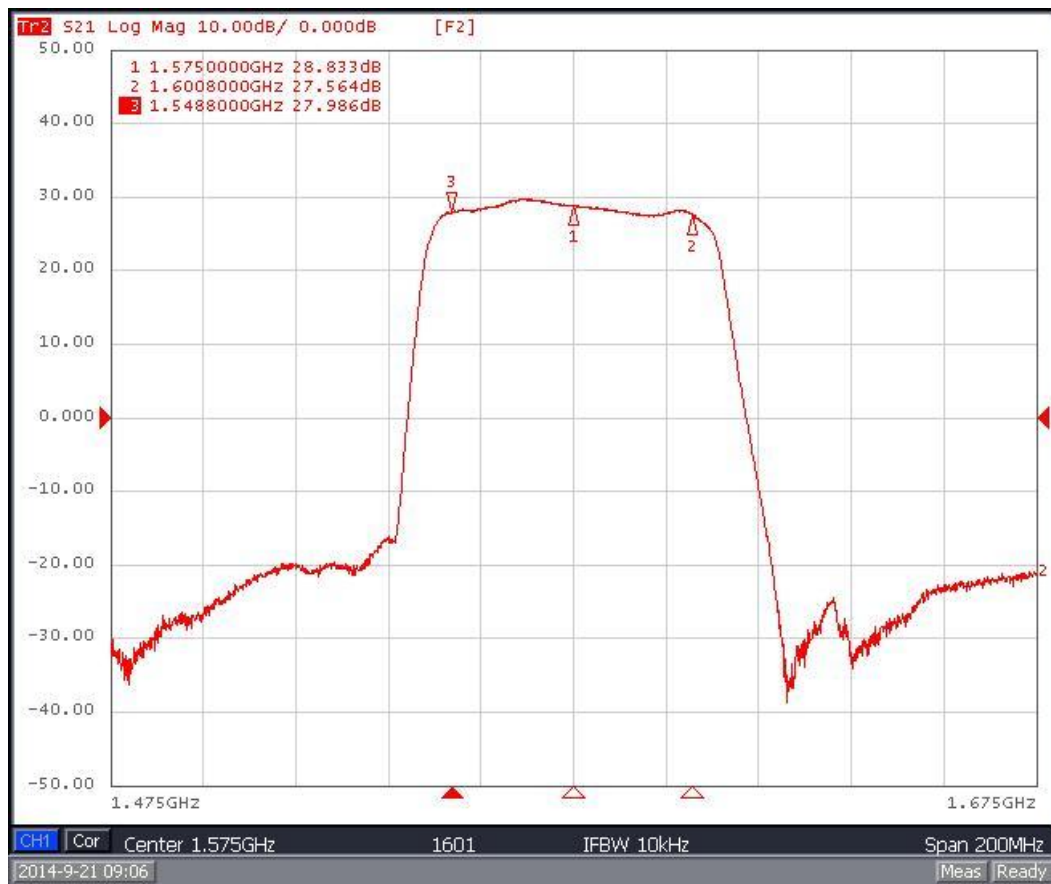
1	Working Temp	-40℃~+85℃, 10%~95% RH
2	Storage Temp	-55℃~+100℃, 10%~95% RH
3	Vibration	Sine sweep @1.5mmAM
		10~55Hz each Axis

Testing Curve

Patch Simth& VSWR



LNA Gain



Note

- 1、 This product specification guarantees the quality of our product as a single unit. Please make sure that your product is evaluated and confirmed against your specifications when our product is mounted to your product.
- 2、 The product will get free warranty for three months since the date of purchase users operate in the correct way; users will have to pay cost of the materials and maintaining fee out of the condition.
- 3、 Electrostatic sensitive device. Observe precautions for handling.

HOUSING CONFIGURATIONS

