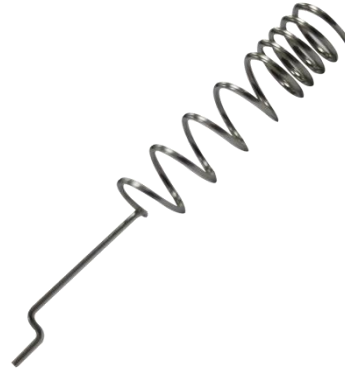


# NB Spring Antenna

## FEATURES



- Cheap
- Smart meter antenna
- Spring antennas are common, low-cost antennas that are widely used in many electronic products.
- A helical antenna spring coil antenna is a metal coil spring that is typically installed on the PCB board terminal.
- The polarization electromagnetic signal rotating in the space can be transmitted. This antenna is usually used in a terrestrial station in satellite communication. With non-balanced feeders, such as shaft cables are connected to the antenna, the cable center is connected to the spiral portion of the antenna, and the outer skin of the cable is attached to the reflector.

## RODUCTS

Part No.	Weight	Dimensions (L x W)	Color
M04-0101870R0A	1g	Φ5.6*37.12	Silvery

## SPECIFICATIONS

PARAMETER	SPECIFICATION
Frequency Bands, MHz	860-928
VSWR (Max)	3.0:1(100*28mm PCB board)
Peak Gain, dBi (Typ)	Up to 1.61(100*28mm PCB board)
Nominal Impedance	50 Ω
Max Power (ambient temp of 25°C)	10 Watts
Azimuth Beam Width (deg)	Omnidirectional
Polarization	Linear, Omnidirectional
Color	Silvery
Storage Temperature Range (°C)	-40° C to +85° C
Operational Temperature Range (°C)	-30° C to +80° C
Material Substance Compliance	REACH/RoHS Compliant
HSCODE	8517707090
USHSCODE	8517620010
UPC	

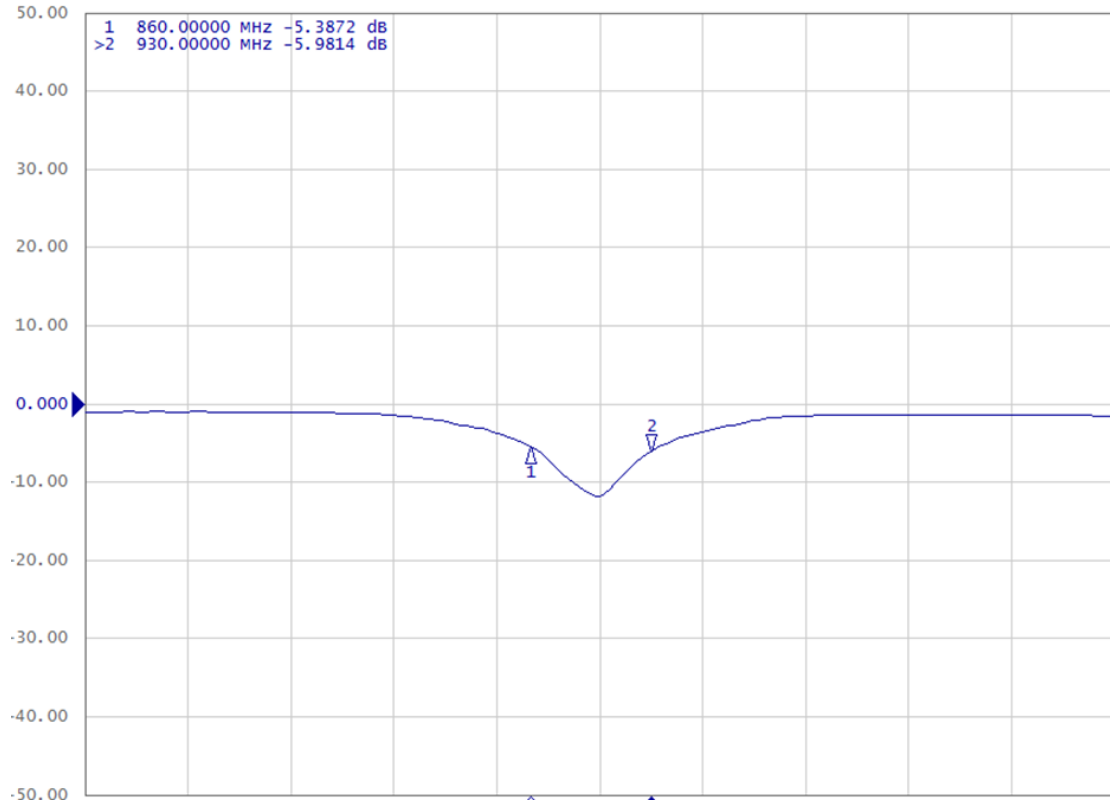
MyAntenna RF Technology Co., Ltd

ADD: No.RM 405, R3-A Building, Shenzhen High-Tech Park, Nanshan, Shenzhen, P.R. China.

TEL: +86-0755-86503881 FAX: +86-0755-27801677 E-mail: [nfc@myantenna.com](mailto:nfc@myantenna.com)

### ELECTRICAL DATA

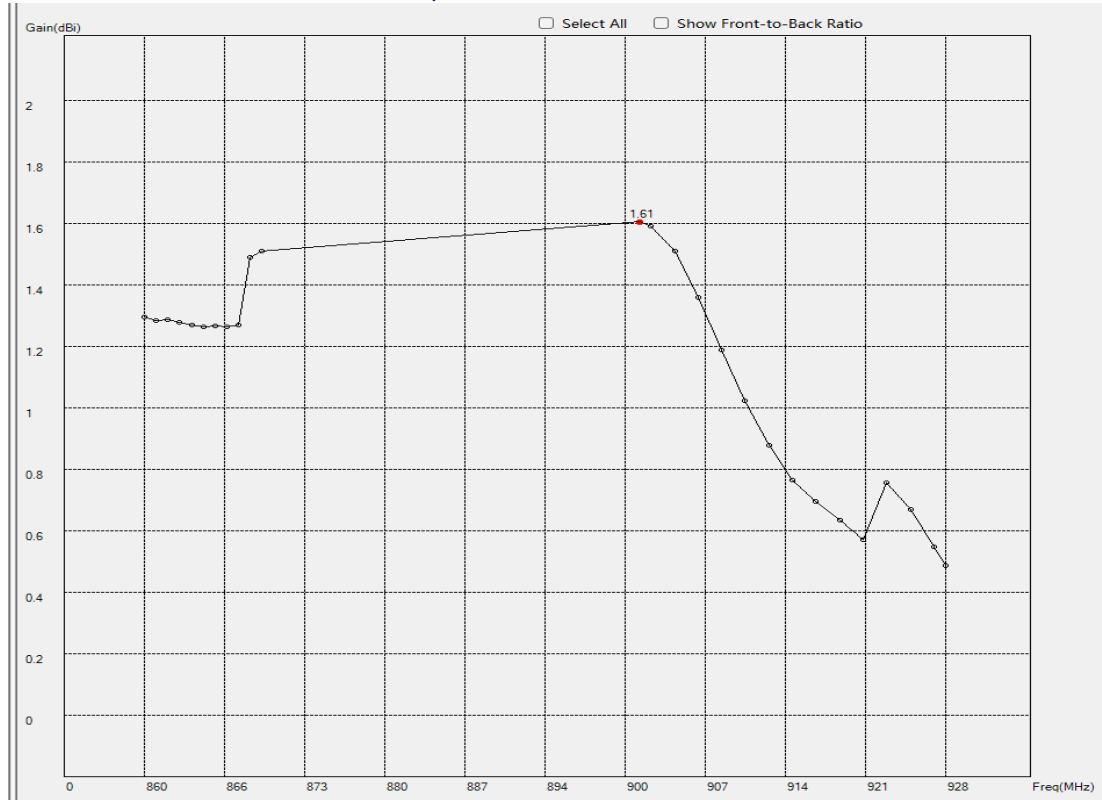
Return Loss (Welded on 100\*28mm PCB board)



Efficiency (% / Welded on 100\*28mm PCB board)

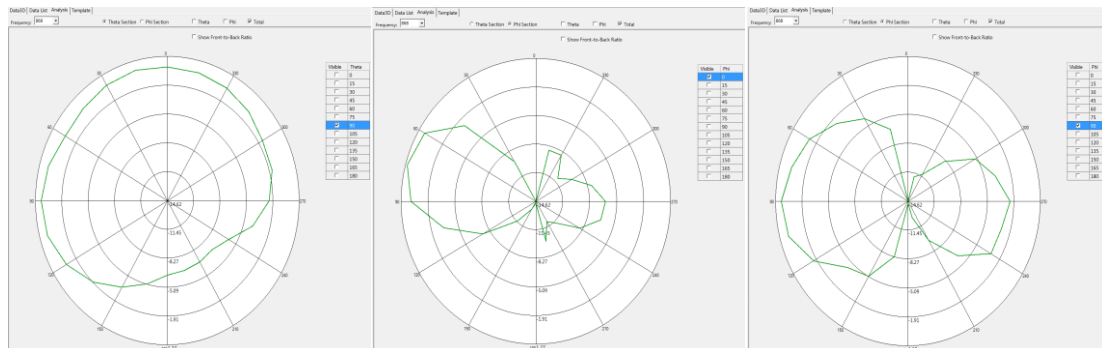


Peak Gain (dBi / Welded on 100\*28mm PCB board)



**RADIATION PATTERNS**

2D Radiation Pattern at 868MHz(100\*28mm PCB board)



HOUSING CONFIGURATIONS

