

2.4&5.8G Dual-Band Small Rod Antenna

FEATURES



- Mini 2.4&5.8GHz PCB Antenna



The MyAntenna M02-0600100R0A range of antennas are designed to decrease the lifetime cost of M2M and mobile device installations by offering a robust, effective antenna that is easy to install and lasts the lifetime of the installation without the need for maintenance.

PRODUCTS

Part No.	Weight	Dimensions (L x W x H)	Connector	Color
M02-0200020R0A	12.2g	Φ13*134mm	SMA MACHO	Black
M02-0200030R0A	12.2g	Φ13*134mm	RP-SMA MALE	Black

SPECIFICATIONS

PARAMETER	SPECIFICATION	
Frequency Bands, MHz	2400-2500	5100-5800
VSWR (Max)	3.0:1	3.0:1
Peak Gain, dBi (Typ)	Up to 4.0@2.4G/Up to 1.9@5.8G	
Nominal Impedance	50 Ω	
Max Power (ambient temp of 25°C)	10 Watts	
Azimuth Beam Width (deg)	Omnidirectional	
Polarization	Linear, Omnidirectional	
Radome	PC, Black	
Storage Temperature Range (°C)	-40° C to +85° C	
Operational Temperature Range (°C)	-30° C to +80° C	
Material Substance Compliance	REACH/RoHS Compliant	
HSCODE	8517707090	
USHSCODE	8517620010	
UPC		

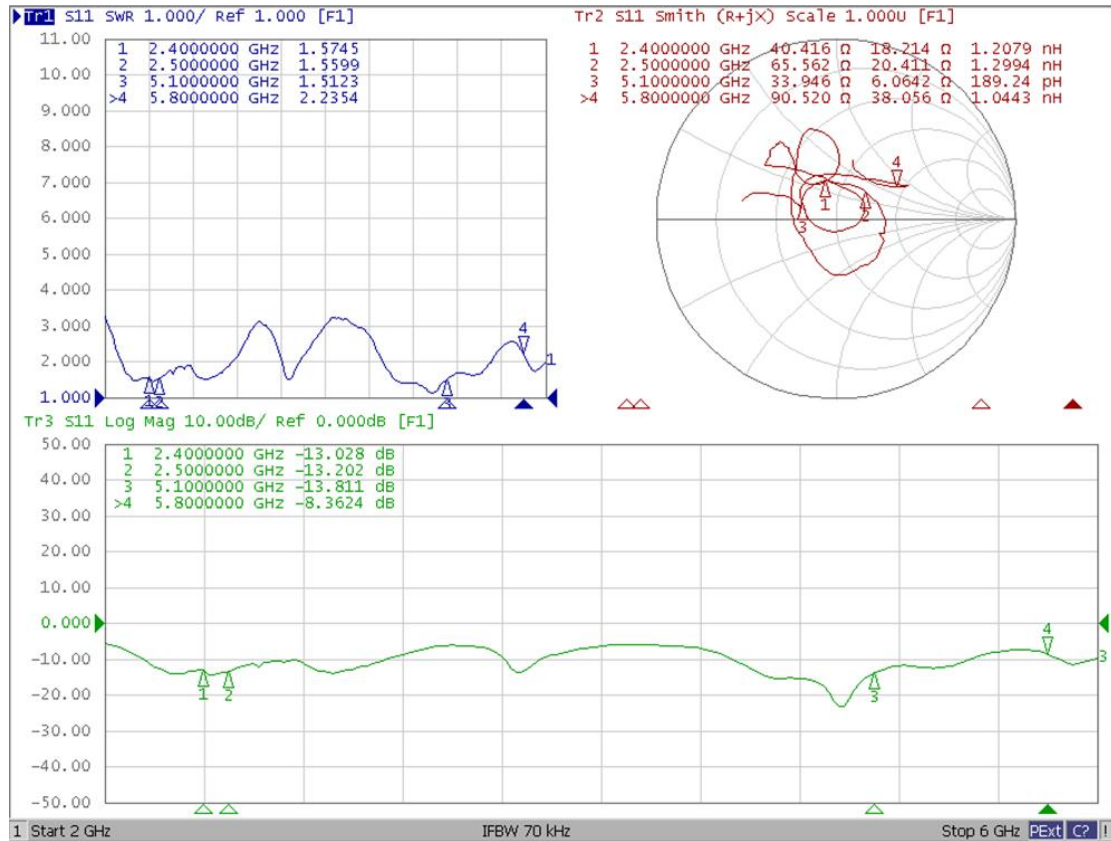
MyAntenna RF Technology Co., Ltd

ADD: No.RM 405, R3-A Building, Shenzhen High-Tech Park, Nanshan, Shenzhen, P.R. China.

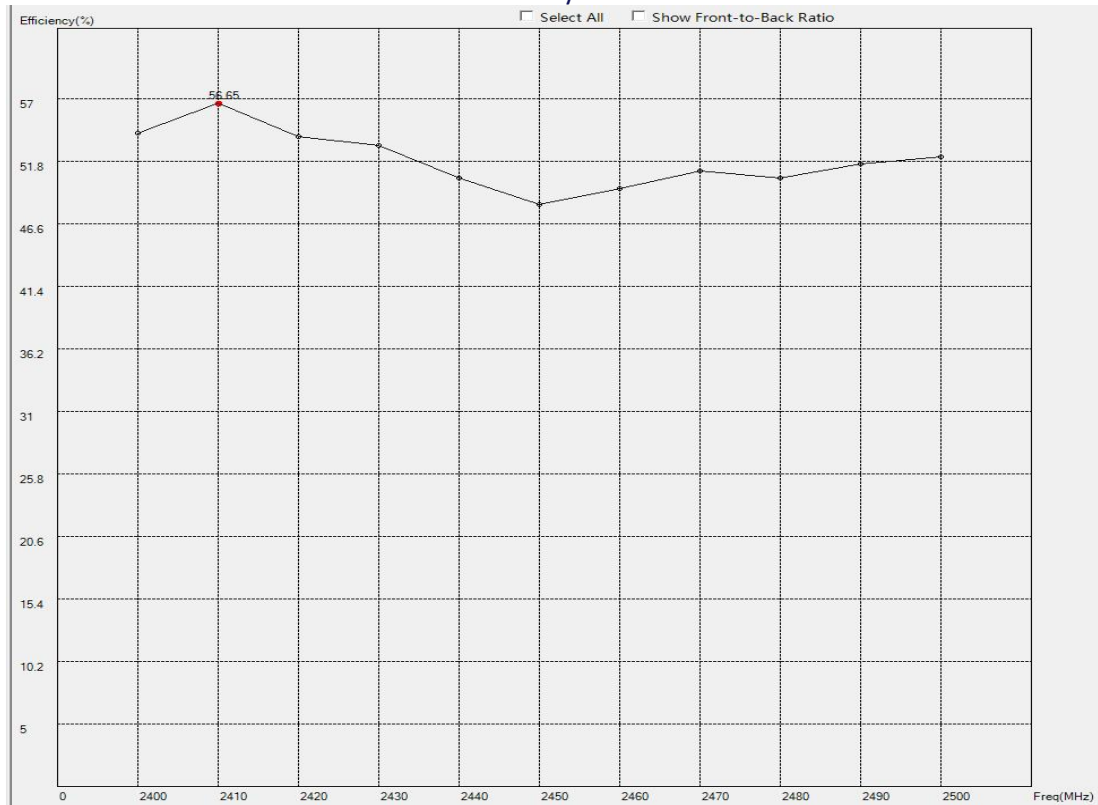
TEL: +86-0755-86503881 FAX: +86-0755-27801677 E-mail: nfc@myantenna.com

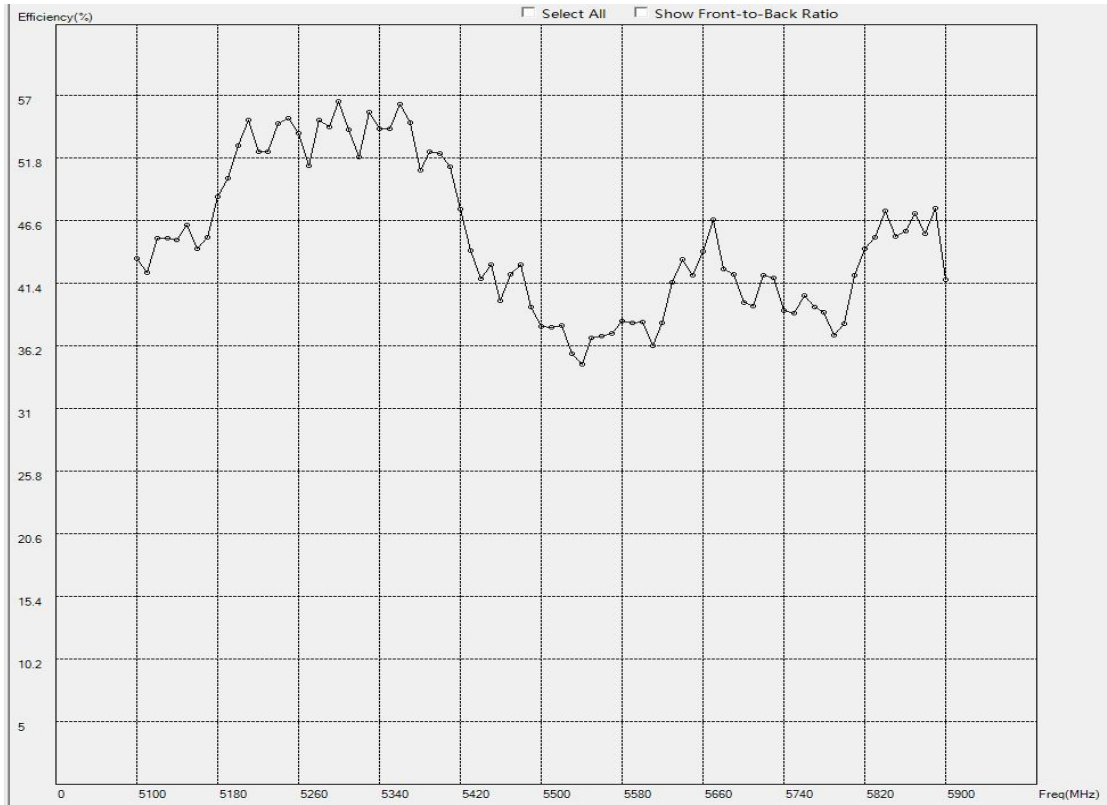
ELECTRICAL DATA

Return Loss

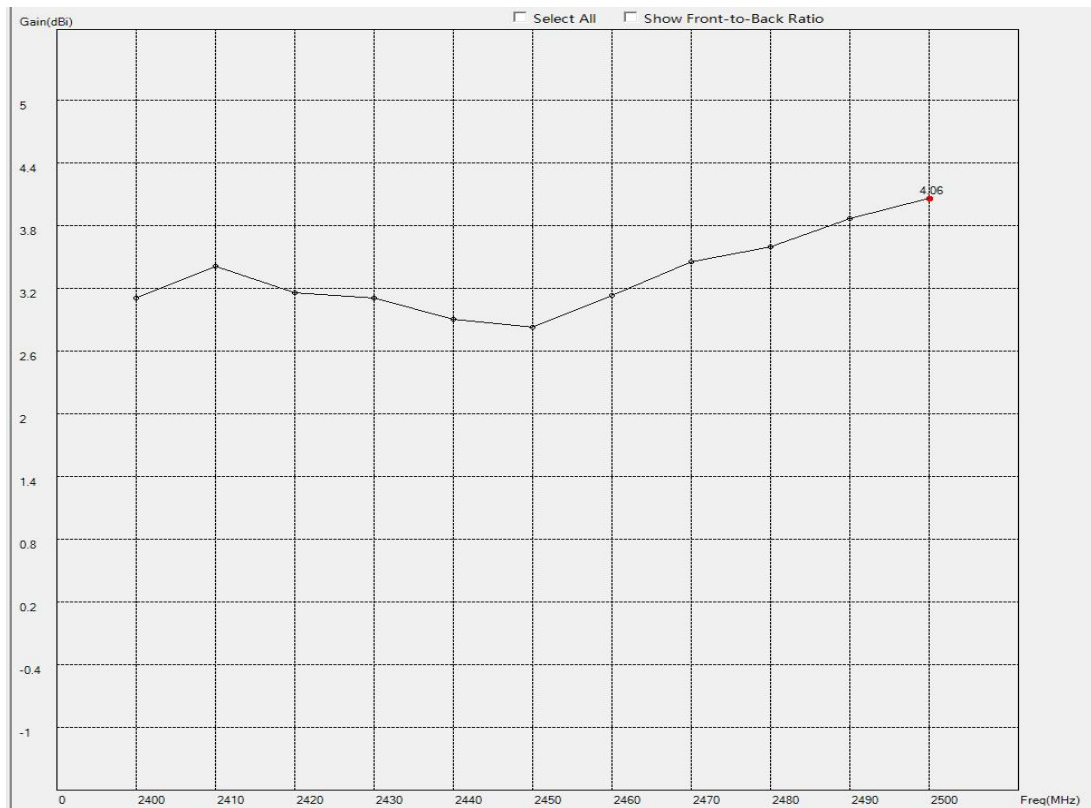


Efficiency (%)





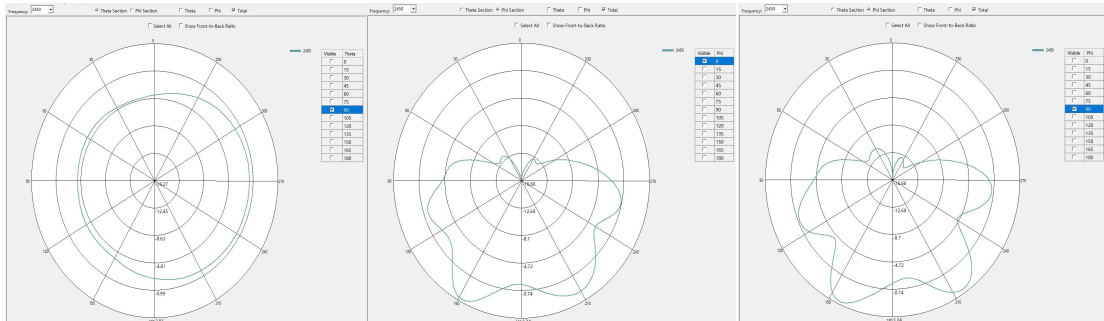
Peak Gain (dBi)



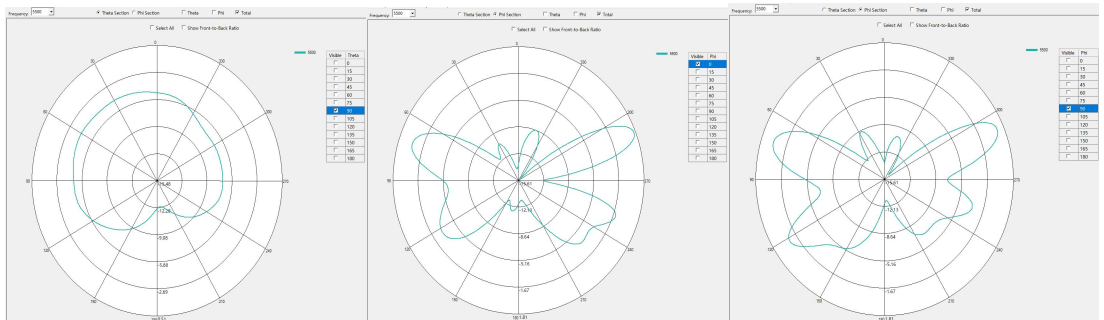


RADIATION PATTERNS

2D Radiation Pattern at 2450MHz



2D Radiation Pattern at 5500MHz



HOUSING CONFIGURATIONS

